



HIGH BAY LED FIXTURE

OEO Super High Bay

The OEO Super High Bay fixture is passively cooled for harsh conditions. Our special batwing optics are designed to eliminate glare and deliver previously wasted lumens to the target, resulting in 1.6x higher illumination on center and 2x higher at the edges, thus providing better light output at your work area.



FEATURES

- Superior optical distribution provides better lighting with less energy consumption
- Reduce energy usage by 50-75%
- Robust design with passive heat sink make this an ideal high bay for harsh conditions
- IP65 rating for dirty and wet environments
- Long life LED: 50,000 hours, 5 year warranty
- Patented optics minimize glare and wasted light
- Direct wire 110-277v
- Occupancy and daylight harvesting option
- Bluetooth control option
- DLC 5.1 - rebate eligible

APPLICATIONS

- Warehouse and manufacturing
- Machine and welding shops
- Paper and packaging converters

INSTALLATION

- Lightweight
- One man installation

CERTIFICATIONS



RoHS

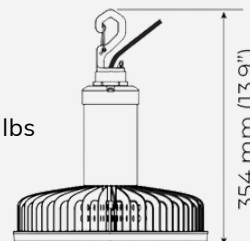


SPECIFICATIONS

- **POWER:** 110-277v
- **ENERGY SAVINGS:** 50-75%
- **BEAM ANGLE:** 100° Distribution
- **OPERATING TEMP:** -40°F to 122°F (105W up to 149°F)
- **CCT:** 5000K Standard, 4000K Optional
- **START UP:** Instant On/Off, Instant Re-strike
- **ENVIRONMENT:** Dry and Wet Locations
- **CONTROLS:** Optional occupancy sensors, optional bluetooth network controls
- **ADDITIONAL OPTIONS:** Uplight accessory, diffuser, prismatic dome
- **WARRANTY:** 5 years / 50,000 hours

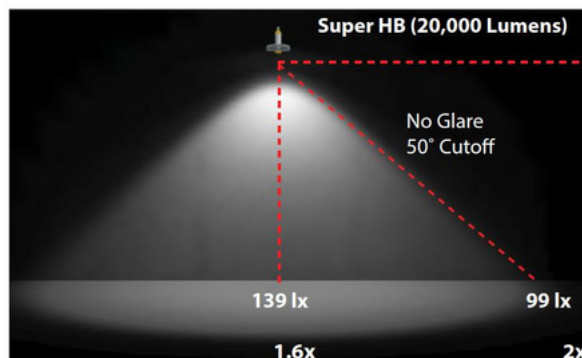

DIMENSIONS

Weight: 4.1 lbs



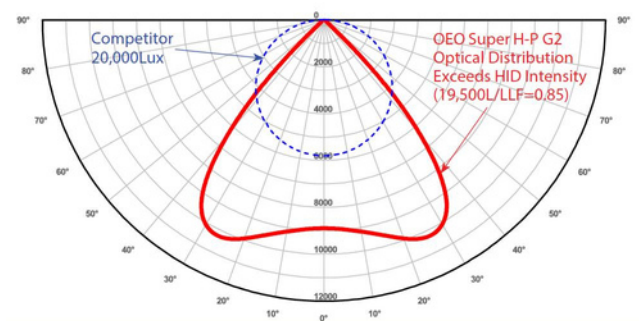
HIGH BAY LED FIXTURE OEO Super High Bay

DISTRIBUTION



BEFORE

AFTER



ORDERING DETAILS

Model	Wattage	Lumens	LPW	Replaces
OEO Super HB G2 15Klm	105W	15,000 LM	143	250-400w HID
OEO Super HB G2 20Klm	150W	20,000 LM	130	400w HID
OEO Super HB G2 25Klm	165W	25,000 LM	152	600w HID