

LED Bollard Light (BL01)



This Bollard light is a stylish, energy-efficient, and durable lighting solution. It features a sturdy cast aluminum structure and is combined with corrosion-resistant powder-coated finishes and long-lasting LED lighting to provide years of maintenance-free service. It is ideal for illuminating building entryways, walking paths and pedestrian plazas, as well as any other location requiring a low-mounting-height light source.



SPECIFICATION FEATURES

Construction

- Strong and durable die -cast aluminum case.
- Round appearance for good decorative effect, sized in 3.5ft height.
- Robust ground cage pre-buried installation.
- 360 degrees surround illumination.

Optics

- High performance UV stabilized optical grade polymer optic lenses to achieve target lumens and a superior lighting uniformity.
- Light engines are available in color tunable version, the CCT can be changed to three CCTs (3000K, 4000K, 5000K).
- Scalable Lumen Packages from 1,300 to 3,200 Lumens.

Electrical

- Universal 120-277 VAC input voltage.
- Standard with 0-10V dimming allowing for 10% to 100% dimming.
- PF >90%, THD <20%.
- Operating Temperature Range: -40°C to 45°C (-40°F to 113°F).

Note: Operating with emergency battery temperature range: 5°C to 45°C (+41°F to 113°F).

Controls

- Optional Emergency Battery.

Lifespan

- Estimated 50,000-hour LED lifespan based on IES LM-80 results and TM-21 calculations.

Warranty

- Five-year limited warranty.


Certifications

- UL cUL wet location listed.
- DesignLights Consortium™ Qualified.

Note: Please refer to the DLC website for specific product qualifications at www.designlights.org.

Note


- Actual performance may differ as a result of end-user environment and application. All values are design or typical values, measured under laboratory conditions at 25°C(±5°C) specifications subject to change without notice.



CCT AND WATTAGE SELECTABLE

This fixture has the function of adjusting the lumens output and color temperature on-site.

WATTAGE SELECT



Each model supports 4 positions wattage regulation:
100%, 80%, 60%, 40%

CCT SELECT



Offer three CCT adjustable (3000K, 4000K, 5000K).

Annular diffuser
Glow soft light around.

Emergency Battery
Emergency battery pack would provide the necessary brightness in emergency situations.

Beauty Cover (optional)
Round cast aluminum base decorates the bottom beautifully.



Reflective cup
Gather light and make the coverage of the light larger.

Lamp bollard
Round appearance for good decorative effect and harmony with various garden scenes.

PERFORMANCE DATA

SYSTEM WATTS	VOLTAGE	LUMENS 3000K(70CRI)	LPW 3000K(70CRI)	LUMENS 4000K(70CRI)	LPW 4000K(70CRI)	LUMENS 5000K(70CRI)	LPW 5000K(70CRI)
26W	120-277V	3000lm	115 lm/W	3200lm	123 lm/W	3050lm	117 lm/W

ADJUSTABLE LUMEN OUTPUT TABLE

SWITCH SETTING	SETTING WATTS	CRI	LUMENS 3000K	LPW 3000K	LUMENS 4000K	LPW 4000K	LUMENS 5000K	LPW 5000K
100%	26W	70	3000lm	115lm/W	3200lm	123lm/W	3050lm	117lm/W
80%	21W	70	2500lm	119lm/W	2700lm	129lm/W	2500lm	119lm/W
60%	16W	70	1950lm	122lm/W	2100lm	131lm/W	2000lm	125lm/W
40%	10W	70	1300lm	130lm/W	1400lm	140lm/W	1350lm	135lm/W

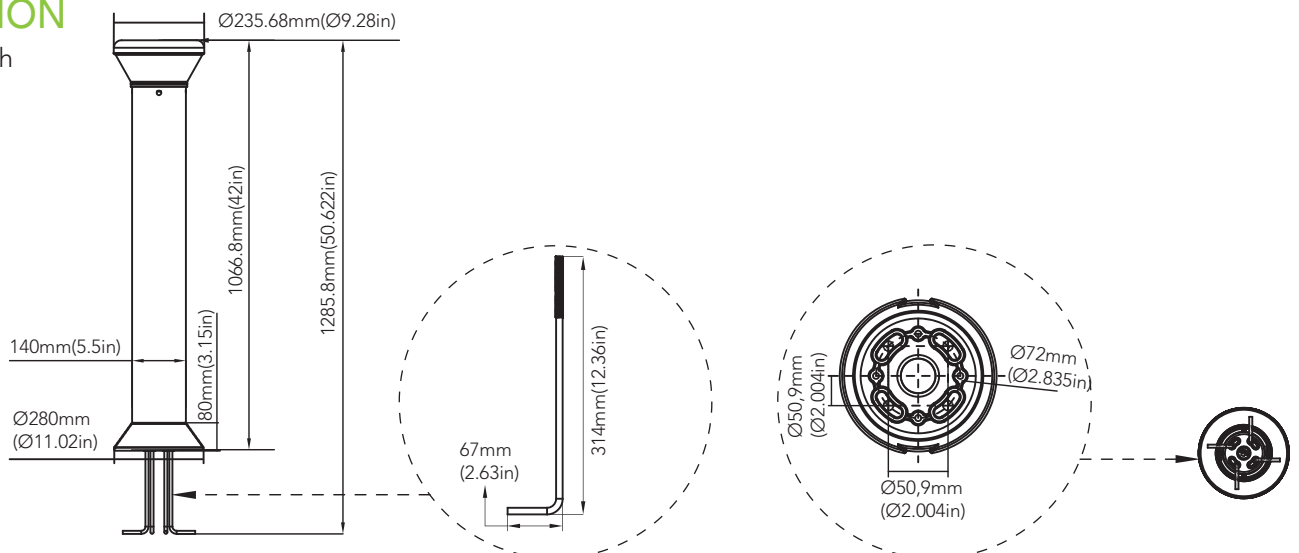
ELECTRICAL DATA

NUMBER OF DRIVERS	DRIVER CURRENT (mA)	NOMINAL POWER (W)	INPUT VOLTAGE (V)	CURRENT (Amps)
1	670	26	120	0.22
		26	208	0.13
		26	240	0.11
		26	277	0.09



DIMENSION

unit: mm/inch

Net Weight:
26W:12.136 lbs



ACCESSORIES (Optional)

 <p>Emergency Battery Backup NO. EB-8W/90min-1 USE: 900lm 90min</p>	 <p>Bollard base kit</p>
---	---

ORDERING GUIDE						Example: MBL0126W27VDDKYYY
Fixture Type	Wattage	Voltage	CCT	Finish	Backup Battery (Option)	Internal Code
<input type="text"/>	<input type="text"/>	<input type="text"/>	<input type="text"/>	<input type="text"/>	<input type="text"/>	<input type="text"/>
BL01 Bollard Light	26 26W	27V 120-277V	DDK Adjustable color temperature	D Dark Bronze B Black W White	B With Emergency Battery Blank Without Emergency Battery	Blank Alphanumeric

Note: CCT and Wattage adjustable.